

Study On:

XXXXX (企業グループ、企業名)

※The numbers in the review are fictitious

Prepared By:



XXX, XXX, 2019
Yangon

TABLE OF CONTENTS

1 Introduction and background	
1.1 Introduction	2
1.2 Personal background	2
1.3 Company background	3
2 Persons in the leading role of XXXXX Company	4
3 Brief company profile	
3.1 Basic information	5
3.2 Subsidiaries of XXXXX Company.....	6
4 Export/Import values of XXXXX Company	
4.1 Export values of XXXXX of Company by exporter	6
4.2 Export values of XXXXX of Company by product	6
4.3 Export values of XXXXX of Company by country	7
4.4 Import values of XXXXX Company by importer	7
4.5 Import values of XXXXX Company by product	7
4.6 Import values of XXXXX Company by country.....	8
5 Agriculture business	
5.1 XXXXX Co Ltd	9
5.2 XXXXX Co Ltd	10
5.3 XXXXX Corporation Ltd	11
6 Trading business	
6.1 XXXXX Co Ltd	15
6.2 XXXXX Co Ltd	16
7 XXXXX business	
7.1 XXXXX	17
8 Other businesses	
8.1 XXXXX Co Ltd	18
8.2 XXXXX Corporation Ltd	19
9 Development policy, Partnership with foreign companies	19
10 External environment analysis	
10.1 Analysis of other competitor companies	20
10.2 Interview with business partners of XXXXX company	20
11 Conclusion & comment	20

1.3 Company Background

The first business of XXXXX is XXXXX, which started in early 1980. In 1992, XXXXX expanded his business to construction sector in order to build XXXXX around the country. Subsequently, XXXXX received lucrative contracts to build several universities because of XXXXX's connection to XXXXX. XXXXX Construction was one of five companies that constructed XXXXX. The company built several government apartments in the new capital, a five-star hotel building and, XXXXX.

In 2001, XXXXX Co Ltd have been incorporated. In 2004, XXXXX Energy Development Co Ltd has been found and jointed with XXXXX Production Corporation for exploration and production of Natural Gas in XXXXX. XXXXX Co Ltd and XXXXX were established in 2009. XXXXX and XXXXX started their business in 2010.

In 2011, XXXXX Corporation Ltd has been set up. In 2013, XXXXX signed a joint-venture agreement with XXXXX. XXXXX and XXXXX Construction Co Ltd and XXXX Agribusiness Services Co Ltd have founded in 2015. XXXXX signed memorandum of understanding with XXXXX Corporation (Japan) and XXXXX Company to cooperate XXXXX in Thilawa Special Economic Zone in 2015.

In 2016, XXXXX began its operation. XXXXX has been a member of XXXXX since 2017. Nowadays the group is operating trading business, construction business, XXXXX business, XXXXX and trading, agricultural business and XXXXX. Among them, agricultural business is the most successful business of XXXXX.

2 Persons in the leading role of XXXXX Company

Position	Name
Chairman:	XXXXX
Managing Director:	XXXXX
Director:	XXXXX
Director:	XXXXX
Director:	XXXXX
Director:	XXXXX
Director:	XXXXX
Director:	XXXXX
Director:	XXXXX
Director:	XXXXX

3 Brief company profile

3.1 Basic Information

Year of Establishment:	July,1992		
Head Office:	XXXXX, Yangon		
Telephone:	XXXXX		
Fax:	XXXXX		
Email Address:	XegyXXXn@gmail.com		
Lines of Business:	XXXXX		
	Agriculture		
	XXXXX		
	Trading		
	XXXXX		
	XXXXX		
	XXXXX		
	XXXXX		
	Energy		
	XXXXX		
	XXXXX		
	Construction		
	No of Employee:	500 (Head Office), over 4,500 (Total)	
Board of Directors	Name	Designation	No of Shares
	XXXXX	Chairman	XXXXX
	XXXXX	Managing Director	XXXXX
	XXXXX	Director	XXXXX
	XXXXX	Director	XXXXX
	XXXXX	Director	XXXXX
	XXXXX	Director	XXXXX
	XXXXX	Director	XXXXX
	XXXXX	Director	XXXXX
	XXXXX	Director	XXXXX
	XXXXX	Director	XXXXX
	XXXXX	Director	XXXXX
	XXXXX	Director	XXXXX
	XXXXX	Director	XXXXX
	XXXXX	Director	XXXXX

3.2 Subsidiaries of XXXXX Company

1	XXXXX Co Ltd
2	XXXXX Co Ltd
3	XXXXX Corporation Ltd
4	XXXXX Co Ltd
5	XXXXX Co Ltd
6	XXXXX
7	XXXXX Co Ltd
8	XXXXX Corporation Ltd

4 Export/Import values of XXXXX Company

4.1 Export Values of XXXXX Company by Exporter

Exporter	Values in USD					
	2012	2013	2014	2015	2016	Total
XXXXX Co Ltd	-	1,356,670	-	XXXXX	XXXXX	XXXXX
XXXXX Co Ltd	-	-	696,220	-	-	XXXXX
XXXXX Co Ltd	XXXXX	XXXXX	-	156,216	-	1,754,870
Total ►	XXXXX	XXXXX	XXXXX	XXXXX	XXXXX	XXXXX

Source: Customs Department

4.2 Export Values of XXXXX Company by Product

Product	Values in USD					
	2012	2013	2014	2015	2016	Total
XXXXX	-	45,640	-	XXXXX	-	XXXXX
XXXXX	-	XXXXX	5,440	-	-	18,540
Chili Powder	-	-	-	47,687	-	XXXXX
XXXXX	137,677	-	-	XXXXX	-	XXXXX
Rice	-	XXXXX	-	-	-	537,440
XXXXX	XXXXX	-	-	XXXXX	-	XXXXX
Total ►	XXXXX	XXXXX	XXXXX	XXXXX	XXXXX	XXXXX

Source: Customs Department

4.3 Export Values of XXXXX Company by Country

Country	Values in USD					
	2012	2013	2014	2015	2016	Total
China	XXXXX	-	-	XXXXX	-	645,270
India	788,400	-	XXXXX	-	-	XXXXX
Australia	XXXXX	-	-	-	-	XXXXX
Japan	-	369,980	-	-	XXXXX	XXXXX
Indonesia	XXXXX	-	-	-	-	XXXXX
Republic of Korea	316,120	-	16,320	XXXXX	XXXXX	XXXXX
Singapore	-	-	XXXXX	XXXXX	18,540	XXXXX
South Africa	XXXXX	-	-	-	-	157,500
Thailand	-	XXXXX	-	127,500	-	XXXXX
Total ►	XXXXX	XXXXX	29,280	XXXXX	XXXXX	XXXXX

Source: Customs Department

4.4 Import Values of XXXXX Company by Importer

Importer	Values in USD					
	2012	2013	2014	2015	2016	Total
XXXXX Co Ltd	XXXXX	XXXXX	XXXXX	XXXXX	XXXXX	XXXXX
XXXXX	XXXXX	126,000	-	3,756,300	XXXXX	XXXXX
XXXXX Co Ltd	XXXXX	XXXXX	XXXXX	-	-	521,700
XXXXX Co Ltd	456,000	-	571,350	XXXXX	XXXXX	XXXXX
XXXXX Co Ltd	XXXXX	XXXXX	XXXXX	XXXXX	XXXXX	XXXXX
XXXXX	XXXXX	XXXXX	26,050	-	801,850	XXXXX
XXXXX	-	-	-	XXXXX	-	678,120
Total ►	XXXXX	845,800	XXXXX	5,783,800	XXXXX	XXXXX

Source: Customs Department

4.5 Import Values of XXXXX Company by Product

Product	Values in USD					
	2012	2013	2014	2015	2016	Total
XXXXX	XXXXX	XXXXX	680,760	67,875	XXXXX	XXXXX
Car	XXXXX	XXXXX	XXXXX	XXXXX	XXXXX	XXXXX
XXXXX	XXXXX	180,560	36,875	-	-	XXXXX
XXXXX	XXXXX	XXXXX	XXXXX	XXXXX	XXXXX	735,500
XXXXX	70,560	356,875	XXXXX	180,890	6,805	XXXXX
Furniture	XXXXX	XXXXX	XXXXX	XXXXX	XXXXX	XXXXX
XXXXX	-	-	2,592	-	-	XXXXX
XXXXX	-	-	-	-	14,546	982,700
XXXXX	XXXXX	XXXXX	XXXXX	6,236	-	XXXXX
XXXXX	-	-	726,000	-	5,701,350	XXXXX
Office Machine	-	-	-	-	1,126,450	XXXXX
XXXXX	-	-	664,250	XXXXX	XXXXX	XXXXX
XXXXX	-	-	3,098,150	XXXXX	XXXXX	1,545,500
XXXXX	XXXXX	XXXXX	XXXXX	-	-	XXXXX

Product	Values in USD					
	2012	2013	2014	2015	2016	Total
Clothing	-	-	178,125	36,875	-	XXXXX
XXXXX	-	-	-	56,250	-	XXXXX
XXXXX	-	-	-	111,250	-	3,782,700
XXXXX	-	-	-	9,259	-	XXXXX
Gas	-	-	-	XXXXX	-	XXXXX
XXXXX	XXXXX	-	-	XXXXX	-	XXXXX
XXXXX	-	XXXXX	-	-	-	675,500
Steel	XXXXX	-	-	XXXXX	-	XXXXX
XXXXX	1,629,500	2,765,750	XXXXX	XXXXX	XXXXX	XXXXX
XXXXX	XXXXX	XXXXX	XXXXX	1,899,500	2,765,750	XXXXX
XXXXX	XXXXX	-	-	XXXXX	-	5,882,700
XXXXX	XXXXX	-	687,250	-	-	XXXXX
Chemical	2,765,750	-	-	-	-	XXXXX
XXXXX	-	XXXXX	-	-	XXXXX	XXXXX
XXXXX	XXXXX	469,500	1,056,250	XXXXX	XXXXX	XXXXX
XXXXX	XXXXX	XXXXX	XXXXX	4,469,500	6,076,250	XXXXX
XXXXX	XXXXX	-	-	XXXXX	-	545,500
XXXXX	2,765,750	XXXXX	XXXXX	2,765,750	-	XXXXX
XXXXX	XXXXX	XXXXX	1,899,500	XXXXX	-	XXXXX
XXXXX	-	XXXXX	-	-	XXXXX	XXXXX
XXXXX	XXXXX	-	-	-	-	3,782,700
Total ►	XXXXX	XXXXX	XXXXX	XXXXX	XXXXX	XXXXX

Source: Customs Department

4.6 Import Values of XXXXX Company by Country


COUNTRY	Values in USD					
	2012	2013	2014	2015	2016	Total
Singapore	XXXXX	2,182,700	XXXXX	590,600	XXXXX	XXXXX
Malaysia	-	XXXXX	XXXXX	XXXXX	1,701,350	XXXXX
Thailand	-	-	445,500	-	-	4,216,875
Japan	-	-	-	590,600	-	XXXXX
China	-	-	-	-	14,546	XXXXX
Republic of Korea	-	-	-	160,700	-	XXXXX
Indonesia	XXXXX	432,400	157,410	-	-	216,875
Italy	-	-	-	-	-	XXXXX
Germany	-	-	-	620,000	-	XXXXX
Vietnam	-	-	112,500	-	-	545,500
United States of America	-	5,569	-	XXXXX	-	XXXXX
Sweden	-	-	184,500	-	-	XXXXX
Australia	-	-	XXXXX	-	-	XXXXX
United Arab Emirates	-	-	180,000	-	XXXXX	3,782,700
India	634,400	-	-	XXXXX	-	XXXXX
United Kingdom	XXXXX	-	XXXXX	-	-	185,900

COUNTRY	Values in USD					
	2012	2013	2014	2015	2016	Total
Switzerland	XXXXX	-	-	-	-	XXXXX
Denmark	-	XXXXX	-	-	XXXXX	62,700
New Zealand	72,400	67,410	-	-	-	XXXXX
France	XXXXX	-	XXXXX	XXXXX	XXXXX	XXXXX
Finland	-	-	620,000	-	-	56,250
Canada	XXXXX	-	-	XXXXX	-	XXXXX
Total ▶	XXXXX	XXXXX	XXXXX	XXXXX	XXXXX	XXXXX

Source: Customs Department

5 Agriculture business


5.1 XXXXX Co Ltd



Year of Establishment:	April 2006		
Head Office:	XXXXX, Yangon		
Telephone:	XXXXX		
Fax:	XXXXX		
Email Address:	goldenXXX@gmail.com		
Lines of Business:	trading and marketing of rice		
	XXXXX		
	Agricultural machinery rental services		
	XXXXX		
No of Rice Mills:	XXXXX		
Board of Directors	Name	Designation	No of Shares
	XXXXX	Chairman	XXXXX
	XXXXX	Managing Director	XXXXX
	XXXXX	Director	XXXXX

	XXXXX	Director	XXXXX
	XXXXX	Director	XXXXX

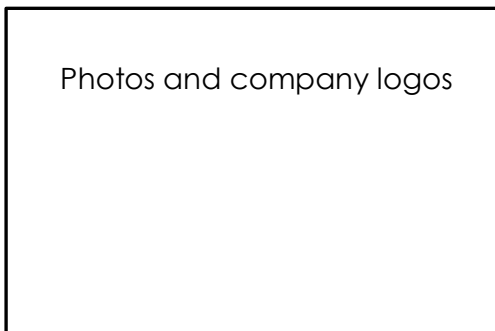
Hot Products of XXXXX Co Ltd



Organization Chart of XXXXX Co Ltd



5.2 XXXXX Co Ltd

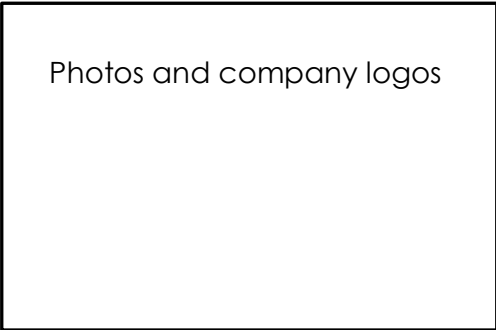


Year of Establishment:	May, 2010
Head Office:	XXXXX, Yangon
Telephone:	XXXXX
Fax:	XXXXX
Email Address:	XXXXX

Lines of Business:	Quality seed production and distribution
---------------------------	--

Board of Directors	Name	Designation	No of Shares
	XXXXX	Chairman	XXXXX
	XXXXX	Managing Director	XXXXX
	XXXXX	Director	XXXXX
	XXXXX	Director	-
	XXXXX	Director	-
	XXXXX	Director	-
	XXXXX	Director	-
	XXXXX	Director	-
	XXXXX	Director	-

5.3 XXXXX Corporation Ltd



Year of Establishment:	XXXXX
-------------------------------	-------

Head Office:	XXXXX, Yangon
---------------------	---------------

Telephone:	XXXXX
-------------------	-------

Fax:	XXXXX
-------------	-------

Email Address:	Rural community development
-----------------------	-----------------------------

Board of Directors	Name	Designation	No of Shares
	XXXXX	Managing Director	NA
	XXXXX	Director	
	XXXXX	Director	
	XXXXX	Director	
	XXXXX	Director	
	XXXXX	Director	
	XXXXX	Director	
	XXXXX	Director	
	XXXXX	Director	
XXXXX	Director		

Board of Directors of XXXXX



Financial Highlights of XXXXX

	2012-2013	2013-2014	2014-2015	2015-2016	2016-2017
	XXXXX only		Consolidated financials		
	MMK in Billion				
Paid up Capital	10.78	XXXXX	25.24	17.14	22.85
Revenue	XXXXX	18.50	22.89	XXXXX	XXXXX
Expenses	22.36	19.26	XXXXX	20.61	11.41
Profit & Loss	XXXXX	(0.79)	0.16	0.19	XXXXX
Current Assets	7.66	XXXXX	51.04	39.56	129.16
Non-current Assets	4.68	6.67	XXXXX	54.98	XXXXX
Current Liabilities	3.48	18.94	78.69	XXXXX	XXXXX
Non-current Liabilities	-	-	-	0.95	XXXXX
Total Assets	65.51	XXXXX	38.75	XXXXX	XXXXX

Annual Revenue and Expenditure of MWPCB



Paid up Capital of MWPCB



Total Assets of MPTCO



Component of Income 2016-2017



6 Trading business

6.1 XXXXX Co Ltd

Photos and company logos

Year of Establishment:	November,2006		
Head Office:	XXXXX, Yangon		
Telephone:	XXXXX		
Fax:	XXXXX		
Email Address:	XXXXX		
Lines of Business:	XXXXX		
	Trading and importing fuel products		
	XXXXX		
Tax Payer Position:¹	XXX in Top 100 Commercial Tax Payer List for FY 2016 – 2017		
	40 rd in Top 100 Income Tax Payer List for FY 2016 – 2017		
Board of Directors	Name	Designation	No of Shares
	XXXXX	Director	XXXXX
	XXXXX	Director	XXXXX
	XXXXX	Director	XXXXX
	XXXXX	Director	-
	XXXXX	Director	-
	XXXXX	Director	-
	XXXXX	Director	-
	XXXXX	Director	-
	XXXXX	Director	-
	XXXXX	Director	-
	XXXXX	Director	-

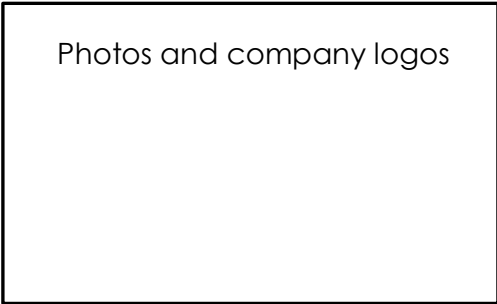
¹ Internal Revenue Department

Fuel Filling Stations of XXXXX Co Ltd Nationwide



Remark: XXXXX Co Ltd distributes fuel to customers in the industrial sector of mining, construction, communications, and other wholesale systems. The main depot in the XXXXX industrial zone has an XXX tanker truck and five oil barges that can store XXXXX gallons of fuel. XXXXX Co Ltd is currently building a fuel center in Thilawa Special Economic Zone. The total capacity of the Thilawa SEZ depot is X 10,000 gallons and the pier is large enough to serve X 10,000 DWT tankers and ships.

6.2 XXXXX Co Ltd



Year of Establishment:	2011		
Board of Directors	Name	Designation	No of Shares
	XXXXX	Managing Director	xxxxx
	XXXXX	Director	xxxxx
	XXXXX	Director	xxxxx
	XXXXX	Director	xxxxx
	XXXXX	Director	xxxxx
	XXXXX	Director	xxxxx
	XXXXX	Director	xxxxx
	XXXXX	Director	xxxxx
	XXXXX	Director	xxxxx

7 Construction business

7.1 XXXXX

Photos and company logos

Year of Establishment:	June,2001
Paid up Capital:	XXXXX
Head Office:	XXXXX, Nay Pyi Taw
Telephone:	XXXXX
Yangon Office:	XXXXX, Yangon
Telephone:	XXXXX
Email Address:	XXXXX
Lines of Business:	Construction of Government Projects

	Name	Designation	No of Shares
Board of Directors	XXXXX	Director	NA
	XXXXX	Director	
	XXXXX	Director	
	XXXXX	Director	
	XXXXX	Director	
	XXXXX	Director	
	XXXXX	Director	
	XXXXX	Director	

8 Other business

8.1 XXXXX Co Ltd

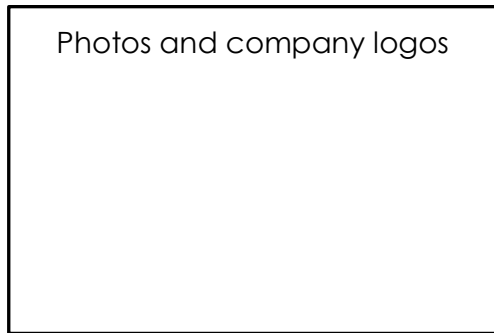
Photos and company logos

Year of Establishment:	December, 2000
Head Office:	XXXXX, Yangon
Telephone:	XXXXX
Fax:	XXXXX
Email Address:	XXaXXXXs@XXXXX.com
Lines of Business:	XXXXX XXXXXXXX
Tax Payer Position:²	156 th in Top 1000 Commercial Tax Payer List for FY 2016 – 2017 126 th in Top 1000 Income Tax Payer List for FY 2016 – 2017

	Name	Designation	No of Shares
	Board of Directors	XXXXX	Chairman
XXXXX		Director	14000
XXXXX		Director	6000
XXXXX		Director	6000
XXXXX		Director	6000
XXXXX		Managing Director	6000
XXXXX		Director	6000
XXXXX		Director	2500
XXXXX		Director	2500
XXXXX		Director	2500
XXXXX		Director	0
XXXXX		Director	0

² Internal Revenue Department

8.2 XXXXX Corporation Ltd



Built and opened in:	2006
Location	XXXXX, Naypyitaw
Telephone:	XXXXX
Fax:	XXXXX
Email:	info@XXXXX.com
Yangon Office:	XXXXX, Yangon
Telephone:	XXXXXX
Fax:	XXXXXX
Email:	sales@XXXXX.com
Lines of Business:	Contract farming of beans and pulses XXXXXX

9 Development policy, Partnership with foreign companies

XXXX company show interest in new businesses while expanding their existing businesses, XXXX and XXXX. In particular, Japanese companies with XXXX technical capabilities have an open stance and intend to expand XXXX and XXXX in Myanmar.

XXXXX has already partnered with the XXXXX and XXXX sectors in Singapore. There is a high possibility of partnering with overseas companies to expand XXXXX business in the future.

10 External environment analysis

10.1 Analysis of other competitor companies

The services of XXXX companies have their own technical capabilities and a higher level of communication than their competitors. In recent years, not only domestic but also foreign investment has been conspicuous, and competition in the market has become increasingly fierce.

In Myanmar, XXXXX companies have extensive experience in XXXXX projects in the agricultural business. In particular, XXXX is a unique technology and a strength of XXXXX companies.

10.2 Interview with business partners of XXXXX company

XXXXX company built wealth by the success of their agricultural business at the time of their establishment. Mr. XXXX and Mr. XXXX who have returned from studying in the United States have taken over the business. The company is expected to grow in the future.
(Managing Director, Company A)

XXXX is an influential presence in the Myanmar business community. XXXX is trusted by various entrepreneurs, and XXX companies will continue to grow.
(Managing Director, Company B)

11 Conclusion & comment

The businesses of XXXXX Company emerged XXXXX And, XXXXX XXXXX XXXXX. Therefore, the reputation of XXXXX can be judged good.

Although XXXXX invested a lot of capital in agricultural sector where most of Myanmar people are operating, there is no opposition of farmers to XXXXX. This fact indicates the good point of XXXXX.

After XXXXX, most of the cronies faced with many complaints by citizens and media. But XXXXX was free from these problems.

XXXXX also has good relationship with current Government and celebrities from the business world because of his presence in XXXXX in 1989 and 1990.

In conclusion, it can be assessed that XXXXX has a strong upward trend with a promising future.